


RAW-2

TRIP CIRCUIT MONITOR WITH









DUAL C CONTACTS

- Continuous monitoring of trip coil continuity
- Self-monitoring - long-life
- Can also be used as a self-latching, high speed target for trip indication
- UL Recognized 
- Simple Installation

The RAW-2 is a panel mounted relay for monitoring trip coil continuity. The relay itself is self-monitoring since opening of any of the series components causes the same conditions as the loss of the trip coil. On breaker opening, the RAW-2 is energized through the breaker "B" contact.

Output contacts for the RAW-2 Relay are 2 form C. The RAW-2 is available for 125 Vdc, 48 Vdc, 24 Vdc and 250 Vdc input. The RAW-2D contains the additional feature of delay on drop-out. The delay of approximately 200 milliseconds is designed to allow auxiliary contacts to transfer without alarm. The relay cases are molded of rugged glass-coupled acetal copolymer having high dielectric strength and top located terminals for ease in mounting and connection.

ORDER INFORMATION


Part No.	Model	Nominal V	Min Resistance	Nominal Resistance	UL Recognized*
P/N 632A311	RAW-2	125 V	90 V	15 K	
P/N 632A312	RAW-2	48 V	30 V	6.5 K	
P/N 632A313	RAW-2	250 V	175 V	35 K	
P/N 632A314	RAW-2	24 V	15 V	1.5 K	
P/N 632A315	RAW-2D	125 V	90 V	15 K	
P/N 632A316	RAW-2D	48 V	30 V	6.5 K	
P/N 632A317	RAW-2D	250 V	175 V	35 K	
P/N 632A318	RAW-2D	24 V	15 V	1.5 K	
P/N 632A322	RAW-2D	120 Vac		11 K	
P/N 632A323	RAW-2D	230 Vac		20 K	
P/N 632A050	DIN Rail Mounting Kit		1 kit/unit		

SPECIFICATIONS

Isolation	1500 Vdc minimum contact or coil to Coil or coil to ground.
Contact Rating	Switching - 50 Watts 1.5 A max.; 500 V max. Carrying - 3.2 A max.
Operating Temperature	-25 to 65° C
Storage Temperature	-54 to 85° C
Altitude	0 - 50,000 feet
Life Expectancy	1 x 10 ⁵ Operations
Vibration	Insensitive to Vibration below 1 Khz
Noise Immunity	ANSI C37.90a-1974
Cycling Rate	60 cps Maximum

ACCESSORIES

P/N 632A050 DIN Rail Mounting Kit - Snap-on / Snap/Off Rail Clips



Each kit contains two screws and two mounting clips.

Attach the clips to the relay using the standard relay mounting holes and the included screws.

Snap the relay in place on the rail!

DIMENSIONS

